

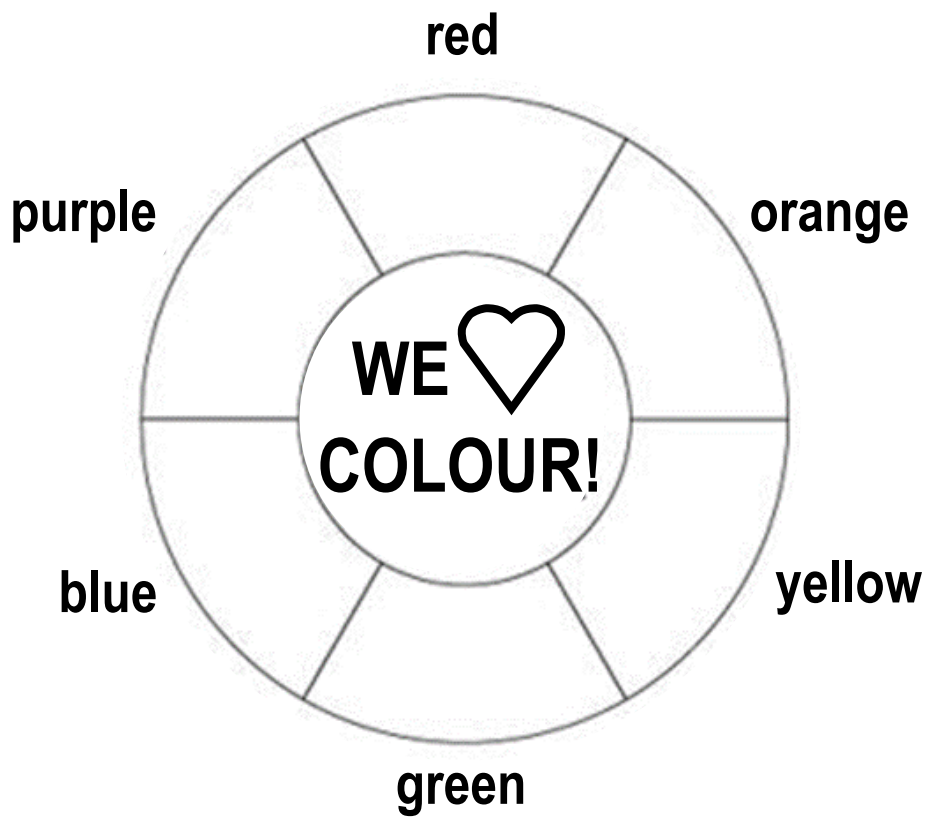
Colour

Colour is exciting in art and helps us to understand a painting or object.

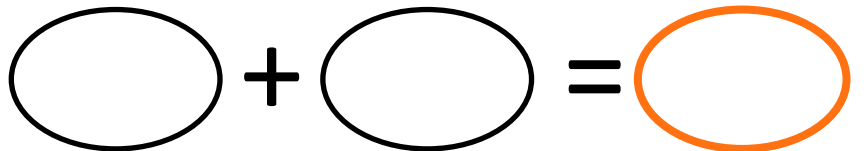
Did you know that to see colour you have to have light? When light shines on an object some colours bounce off the object and others are absorbed by it.

Our eyes only see the colours that are bounced off or reflected.

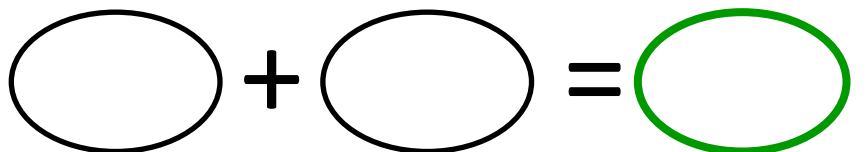
Have a go at completing this simple colour wheel.



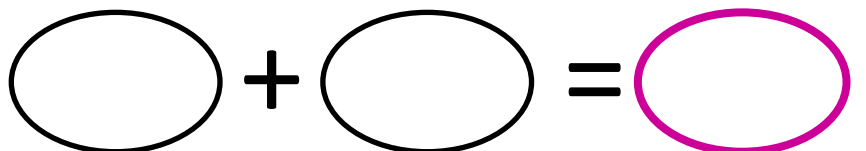
What colours make **orange**?



What colours make **green**?



What colours make **purple**?





Colour in the Williamson Collection


Take inspiration in the way artists have used colour in the paintings below and have a go at creating your own pictures, expressing your ideas through colour.



Charles Laughton Painting,
by Mike Lawson



Gorleston, near Great Yarmouth, Norfolk,
by Anthony Amies





Kids in
Museums



ART GALLERY & MUSEUM WILLIAMSON

Colour in the Williamson Collection


Take inspiration in the way artists have used colour in the paintings below and have a go at creating your own pictures, expressing your ideas through colour.



Picnic Scene, by Muriel Elise Crooke



Green Landscape, by Neil Murison






Kids in Museums

W ART GALLERY & MUSEUM WILLIAMSON

Colour by Numbers

This picture is quite difficult to see, because of the way it has been drawn and because there is no colour.

Use the key to colour in each shape in the right colour.
How easy is it to see the picture when you have finished?



Key

- 1 = yellow
- 2 = brown
- 3 = purple
- 4 = red
- 5 = orange
- 6 = light green
- 7 = dark green
- 8 = light blue
- 9 = dark blue



Kids in
Museums

W ART GALLERY & MUSEUM WILLIAMSON

Colours Hunt

Go on a colour hunt and see how many things you can find for each colour.
Write or draw all the things you can find for each colour.

The image shows a large square divided into six colored sections by a central circle. Each section is labeled with a color and "I have found". The sections are: red (top), orange (top-right), yellow (bottom-right), green (bottom), blue (bottom-left), and purple (top-left). Each section is connected to the outer square border by a line of the same color.

red things
I have found

orange things
I have found

yellow things
I have found

green things
I have found

blue things
I have found

purple things
I have found