




Still Life

The Williamson Art Gallery has a lot of paintings called “still life”.  
Take a look at the paintings and see what you can find on each canvas.  
Look closely to find different fruits and objects of interest.





Now it is your turn to create a still life picture. Let's start with drawing some fruit and vegetables inspired by the still life paintings.








Kids in  
Museums




**Task One:** Can you create some prints using fruit and vegetables?  
Choose bright colours to match this painting.





Kids in  
Museums

**Task Two:** Now take some feathers inspired by the Peacock in this painting and see what you can paint.





**Task Three:** Look around the room and select some objects to create your own still life image.  
Include objects that you find interesting to paint.

